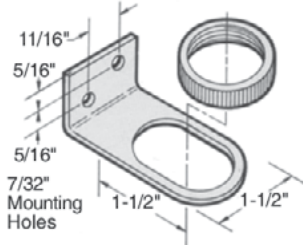


BONNET MOUNTING TYPE

**FOR UNITS WITH:
POLYCARBONATE BONNETS
SERIES 101-3000,
104-3100 and B01-3000**

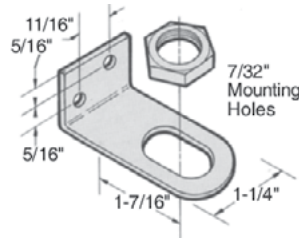


Part# 13536

Panel Nut Only - Part #13133

This is a zinc-plated steel bracket and aluminum panel nut. Panel nut may be anodized in any of eight colors.

**FOR UNITS WITH:
ALUMINUM BONNETS
SERIES 111-3000,
102-3000, C01-3000,
106-3100 and 114-3100**

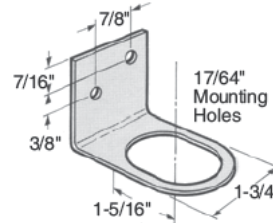


Part# 13534

Panel Nut Only - Part #13025

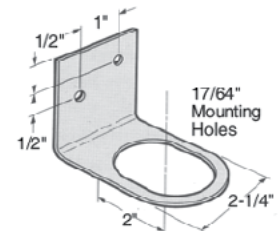
This is a zinc-plated steel bracket and aluminum panel nut. Panel nut may be anodized in any of eight colors.

**FOR USE WITH
105/106-1000 SERIES
REGULATORS**

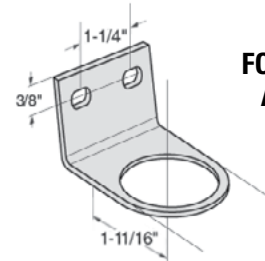


Part# 11122

**FOR USE WITH 102/103-1000
and 117-4000/5000 PS
SERIES REGULATORS**



Part# 11123

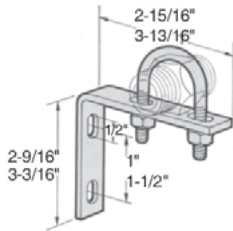


**FOR USE WITH B05-1000
AND 108-1000 SERIES**

11430

PIPE MOUNTING TYPE

FOR USE WITH: 1000/4000/5000 SERIES



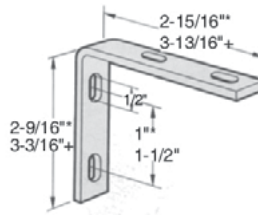
Part# 11543: For pipe sizes 1/4", 3/8" and 1/2"

Part# 15542: For pipe sizes 3/4" and 1"
U-Bolt# 11040

This is a zinc-plated steel bracket with U-bolt and lock nuts as shown. The U-bolt fits around the inlet or outlet pipe, nipple, etc.

ANGLE MOUNTING TYPE

FOR USE WITH: 1000/2000/3000 SERIES



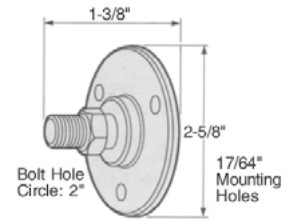
Part# 11038: Use with 1000/2000/3000 Series

Part# 15037: Use with 4000/5000 Series
Kit# 11537: (Mtg brkt and Cap screw)

Note: Filters and lubricators must be ordered with two 1/4-20 mounting holes on top surfaces. Add suffix "MH" to model number.

STUD MOUNTING TYPE

FOR USE WITH: 1000/4000/5000 SERIES



Part# 11520: For 1/4", 3/8", 1/2", 3/4", and 1" (Aluminum construction)

These mounting brackets are designed to fit all regulators with 1/4" gauge ports. Remove the pipe plug in the back of the regulator and insert stud.

Notes:

1. For filters and lubricators, order with 1/4" NPT mounting holes on side surface. Add suffix "MS" to model number.
2. Cannot use "MH" or "MS" option with miniature lubricators. Could use pipe mounting type bracket #11543.

ACCESSORIES: **Pressure Drop Indicator**



The Monnier pressure drop indicator is available as a separate device to measure the pressure drop across any pneumatic equipment.

Operating Specifications

Ports: 1/8" Male NPT

Part#: 21540